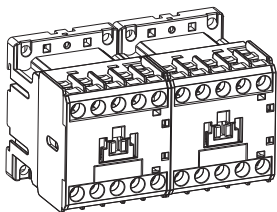


Ex9CMR06/09/12

Horizontal Reversing Mini Contactor



Z9CMR1201208NA

1/7



WARNING

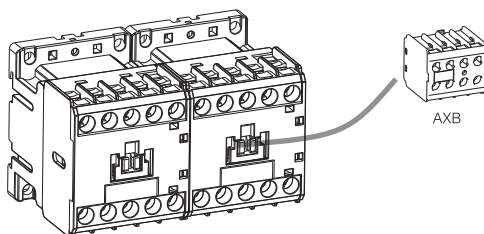
DO NOT ATTEMPT TO INSTALL OR PERFORM MAINTENANCE ON EQUIPMENT WHILE IT IS ENERGIZED. DEATH, SEVERE PERSONAL INJURY, OR SUBSTANTIAL PROPERTY DAMAGE CAN RESULT FROM CONTACT WITH ENERGIZED EQUIPMENT. ALWAYS VERIFY THAT NO VOLTAGE IS PRESENT BEFORE PROCEEDING WITH THE TASK, AND ALWAYS FOLLOW GENERALLY ACCEPTED SAFETY PROCEDURES.

NOARK IS NOT LIABLE FOR THE MISAPPLICATION OR MISSAPPLICATION OF IT'S PRODUCTS.

2/7

	A 							
	B		mm ² [AWG]	mm ² [AWG]	10[0.39] mm ² [AWG]	mm ² [AWG]	mm ² [AWG]	mm ² [AWG]
	M3 		mm ² [AWG]	mm ² [AWG]	10[0.39] mm ² [AWG]	mm ² [AWG]	mm ² [AWG]	mm ² [AWG]
	0.8N·m[7Lb.in]		1~2.5[16~14]	1~2.5[16~14]	1~2.5[16~14]	1~1.5[16~14]	1~2.5[16~14]	1~2.5[16~14]
Model Code	A	B	C	D	E	F	G	H
Ex9CMS 06/09/12	M3	0.8N·m [7Lb.in]	1~2.5 [16~14]	1~2.5 [16~14]	1~2.5 [16~14]	1~1.5 [16]	1~2.5 [16~14]	1~2.5 [16~14]

3/7



4/7

Warning!

Motor may start automatically. Automatic start may injure persons and damage machines. Automatic restart is possible when "automatic reset" is active.

Avertissement !

Le redémarrage automatique du moteur peut provoquer des dégâts matériels et être dangereux pour personnes. Ce danger du redémarrage automatique correspond au mode «réarmement automatique».

¡Advertencia!

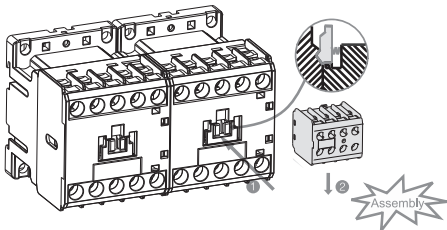
El motor puede arrancar automáticamente. El arranque automático es posible cuando el "botón de reset" está en posición automático y el circuito de maniobra activado.



Dangerous Electrical Current!
Only skilled qualified persons may carry out the following operations.

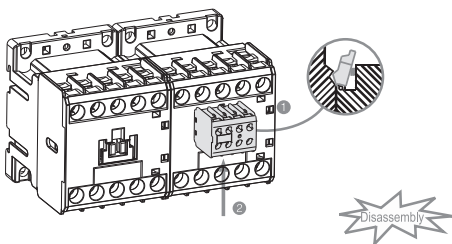
Tension électrique dangereuse!
Seules les personnes qualifiées et averties doivent exécuter les travaux ci-après.

¡Corriente eléctrica! ¡Peligro de muerte!
El trabajo a continuación descrito debe ser realizado por personas cualificadas y advertidas.



Z9CMR1201208NA

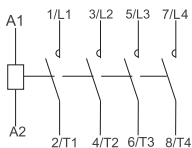
5/7



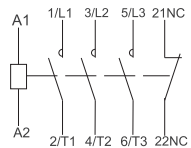
Disconnect all power before working on equipment.
Coupez toutes les alimentations avant de travailler sur l'équipement.
Desconecte la alimentación antes de trabajar en equipo.

6/7

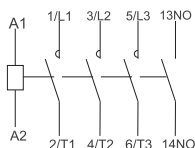
0640/0940/1240



0601/0901/1201



0610/0910/1210



0601~1201/0610~1210

